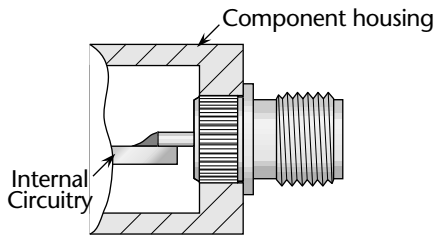


PressMount Receptacles



Delta PressMount Receptacles

These connectors eliminate the need for complicated mounting hole patterns and mounting hardware.

They are simply pressed into a single through hole, and the precisely-engineered knurled mounting section provides retention strength far greater than normal mating and unmating forces. An integral shoulder provides a positive stop when mounting.

PressMounts are available for a wide variety of Delta connector series, and can be used in packages as small as the outer diameter of the connector body.

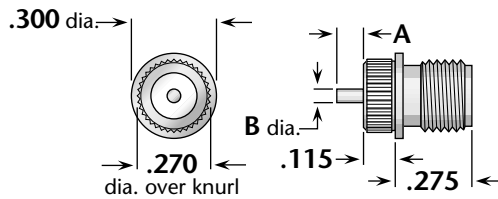


Figure 1
(Post contact)

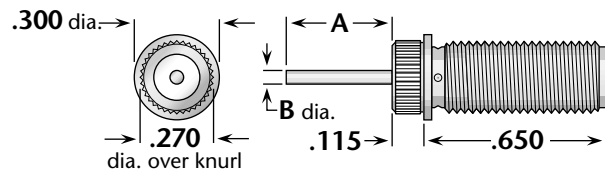


Figure 2
(Post contact, brass body, mechanical captivation)

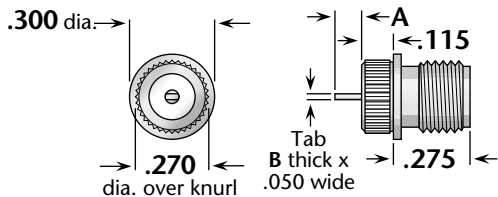


Figure 3
(Tab contact)

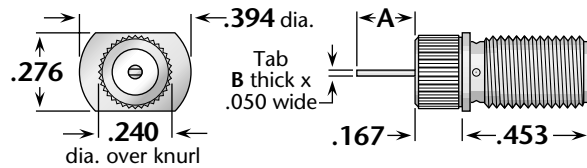


Figure 4
(Tab contact, brass body, mechanical captivation)

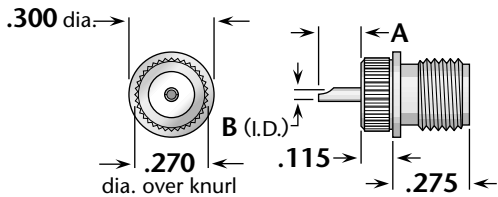


Figure 5
(Solder pot contact)

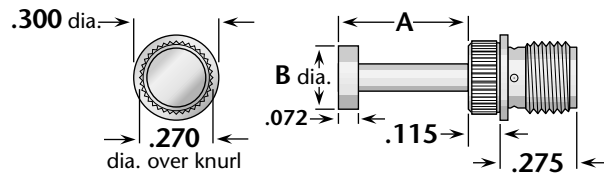


Figure 6
(Turret contact, mechanical captivation)

Figure	Dimensions		Min. Panel	Mounting Hole	Plating		Delta P/N
	A	B			Body	Contact	
1	.062	.050	.100	.267 ±.001 dia.	Passivated	Gold (C)	1320-000-K911-2
2	.390	.050	.100	.267 ±.001 dia.	Gold	Gold (C)	1320-000-G911-76
3	.100	.005/.008	.100	.267 ±.001 dia.	Passivated	Gold (C)	1320-000-K911-3
4	.120	.005/.008	.100	.237 ±.001 dia.	Gold	Gold (C)	1320-000-G911-84
5	.200	.032	.100	.267 ±.001 dia.	Passivated	Gold (C)	1320-000-K911-4
6	.465	.250	.100	.267 ±.001 dia.	Gold	Gold (C)	1320-000-G911-85
6	.425	.250	.100	.267 ±.001 dia.	Gold	Gold (C)	1320-000-G911-78

(C) in contact plating column indicates captive contact (epoxy captivated except as noted in figures).

For specifications and interface dimensions, download the file [DeltaSMA.pdf](#) from our website.

(978) 927-1060 • FAX (978) 922-6430 • www.deltarf.com