

MATERIAL AND FINISH

Insulator: Polycarbonate, UL-94V-0 rated  
Contacts: Brass, Nickel plated

ELECTRICAL SPECIFICATIONS:

Current rating: 10 A  
Voltage rating: 250 VAC  
Insulation resistance: 100 Mohm min. at 500 VDC  
Dielectric withstanding voltage: 2000 VAC for one minute

ORDERING CODE:

42R38-1  $\frac{1}{1}$   $\frac{1}{2}$

- 1) COLOR  
1 = BLACK  
2 = GRAY

2) ELECTRICAL CIRCUIT CONFIGURATION

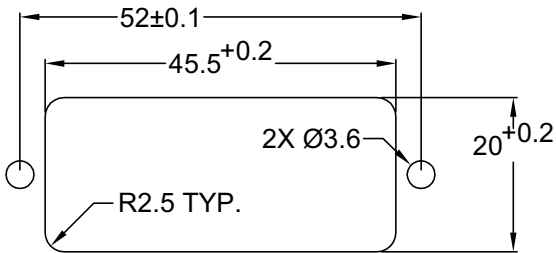
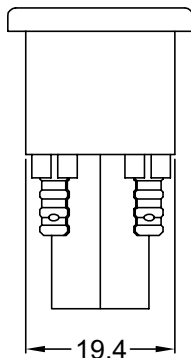
1 = 10A 250V 70°C  
2+GROUND



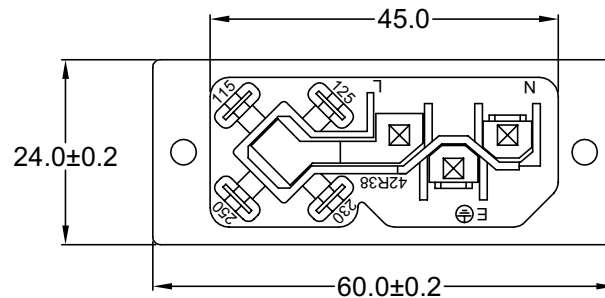
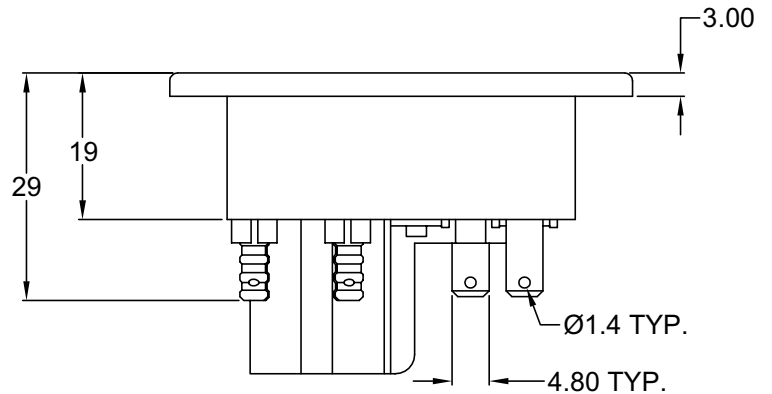
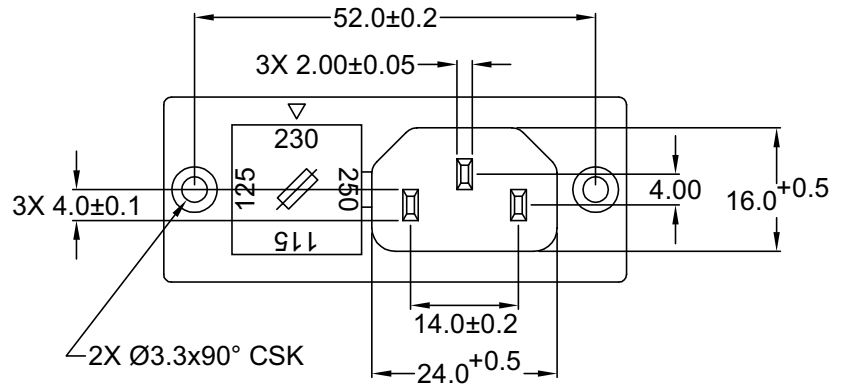
2 = 10A 250V 120°C  
2+GROUND



4 = 10A 250V 70°C  
2 POLE



RECOMMENDED PANEL CUTOUT



TOLERANCE UNLESS OTHERWISE SPECIFIED

X	± 1
X.X	± 0.4
X.XX	± 0.20

DRAWN BY	GQ	DATE:	09/17/01
CHECK BY	TD	DATE:	09/18/01
APPR BY	PB	DATE:	09/18/01

**Power Dynamics, Inc.**  
Phone: 973 560-0019 Whippany, New Jersey Fax: 973 560-0076  
PART: IEC 60320 APPL. INLET AND COMBINATION FUSE HOLDER; QC TERMINALS; SCREW

PART #: 42R38-1X1X		SHEET 1 of 1
SIZE: A	ALL DIMENSIONS FOR REFERENCE ONLY DIMENSIONS ARE IN MILLIMETERS	REV:
SCALE: NTS		

D

C

B

A

REV	DATE	CHANGE	CHNG	CHK	APPR

6

5

4

3

2

1

### MATERIAL AND FINISH

Insulator: Polycarbonate, UL-94V-0 rated  
Contacts: Copper, Tin plated

### ELECTRICAL SPECIFICATIONS:

Current rating: 10 A  
Voltage rating: 250 VAC  
Insulation resistance: 100 Mohm min. at 500 VDC  
Dielectric withstanding voltage: 2000 VAC for one minute



### ORDERING CODE:

42R38-1  $\frac{2}{1}$   $\frac{2}{2}$

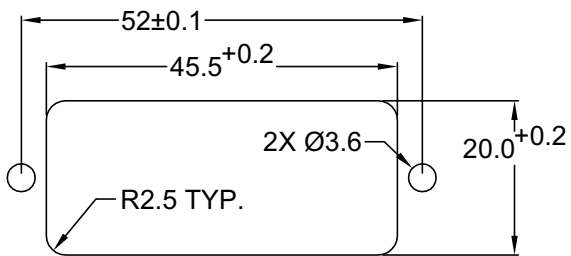
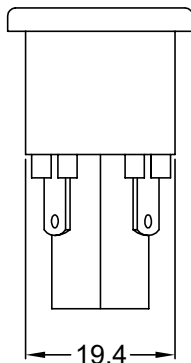
- 1) COLOR  
1 = BLACK  
2 = GRAY

### 2) ELECTRICAL CIRCUIT CONFIGURATION

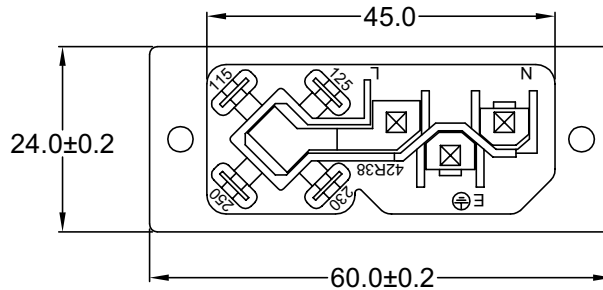
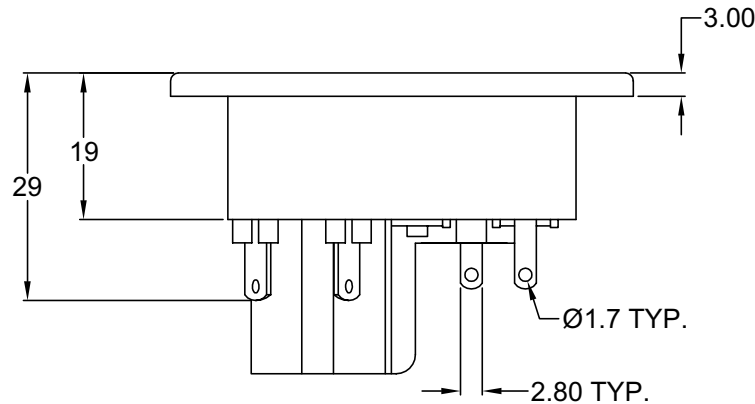
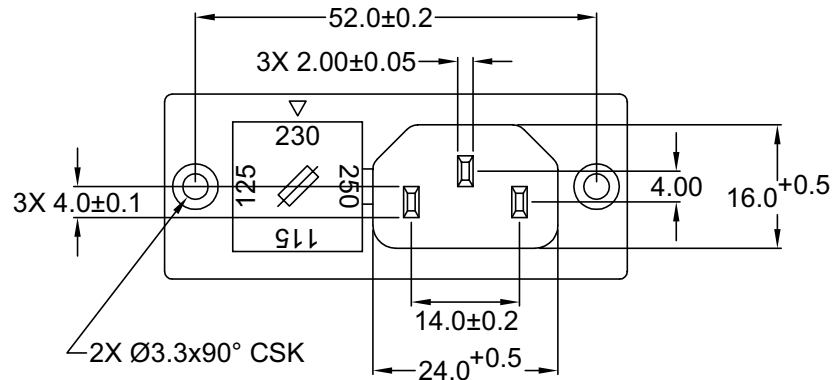
1 = 10A 250V 70°C  
2+GROUND

2 = 10A 250V 120°C  
2+GROUND

4 = 10A 250V 70°C  
2 POLE



RECOMMENDED  
PANEL CUTOUT



TOLERANCE UNLESS OTHERWISE SPECIFIED		
X	±	1
X.X	±	0.4
X.XX	±	0.20
DRAWN BY	GQ	DATE: 09/17/01
CHECK BY	TD	DATE: 09/18/01
APPR BY	PB	DATE: 09/18/01

## Power Dynamics, Inc.

Phone: 973 560-0019 Whippany, New Jersey Fax: 973 560-0076

PART: IEC 60320 APPL. INLET AND COMBINATION  
FUSE HOLDER; SOLDER TERMINALS; SCREW

42R38-1X2X SHEET 1 of 1

SIZE: A ALL DIMENSIONS FOR REFERENCE ONLY  
SCALE: NTS DIMENSIONS ARE IN MILLIMETERS REV:

D

C

B

A

REVISIONS	CHNG	CHECK	APPR
	REV	DATE	

6

5

4

3

2

1

6

5

4

3

2

1

MATERIAL AND FINISH

Insulator: Polycarbonate, UL-94V-0 rated  
Contacts: Brass, Nickel plated

ELECTRICAL SPECIFICATIONS:

Current rating: 10 A  
Voltage rating: 250 VAC  
Insulation resistance: 100 Mohm min. at 500 VDC  
Dielectric withstanding voltage: 2000 VAC for one minute

ORDERING CODE:

42R38-3  $\frac{1}{1}$   $\frac{1}{2}$  -  $\frac{1}{3}$


1) COLOR

- 1 = BLACK  
2 = GRAY

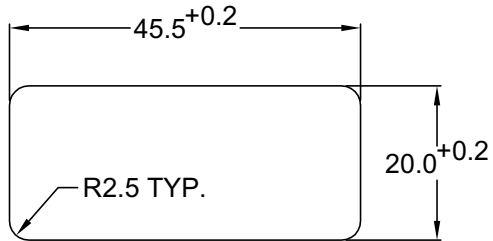
2) ELECTRICAL CIRCUIT CONFIGURATION

1 = 10A 250V 70°C  
2+GROUND 

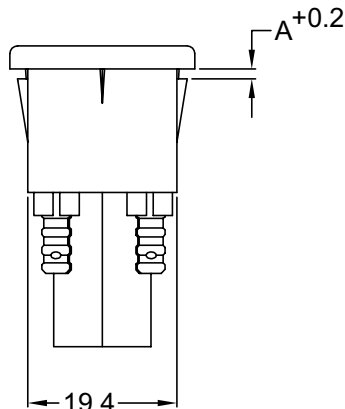
2 = 10A 250V 120°C  
2+GROUND 

4 = 10A 250V 70°C  
2 POLE 

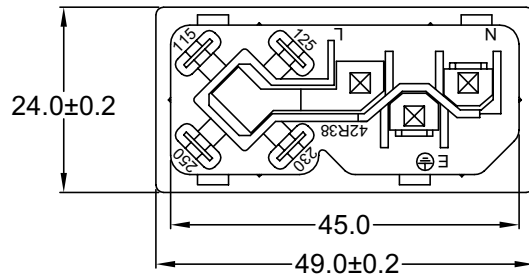
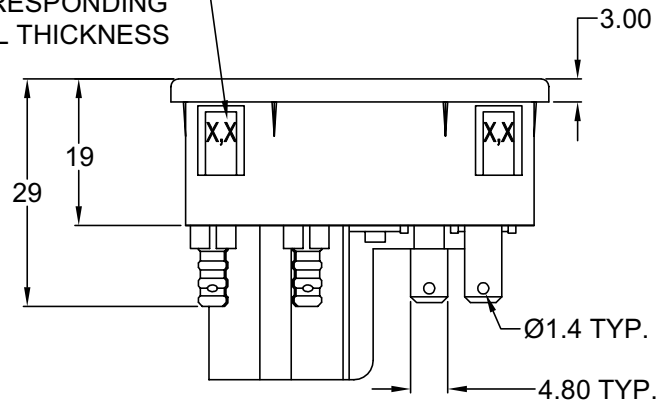
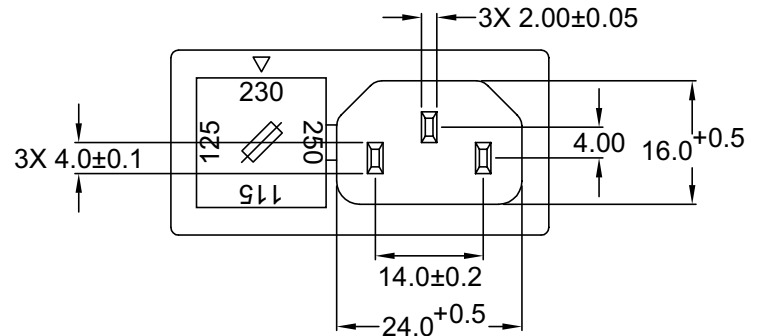
3) PANEL THICKNESS



RECOMMENDED PANEL CUTOUT



REPLACE WITH CORRESPONDING PANEL THICKNESS



REVISIONS table with columns: REV, DATE, CHANGE, CHNG, CHECK, APPR

Table with columns: P/N, A, MAX. PANEL THICKNESS. Rows: 42R38-3X1X-150, 42R38-3X1X-200, 42R38-3X1X-250.

ADDITIONAL PANEL THICKNESS AVAILABLE ON REQUEST

Table with columns: DRAWN BY, CHECK BY, APPR BY, DATE, TOLERANCE (UNLESS OTHERWISE SPECIFIED).

Power Dynamics, Inc. Phone: 973 560-0019 Whippany, New Jersey Fax: 973 560-0076

PART: IEC 60320 APPL. INLET AND COMBINATION FUSE HOLDER; QC TERMINALS; SNAP-IN

42R38-3X1X-XXX SHEET 1 of 1

SCALE: NTS ALL DIMENSIONS FOR REFERENCE ONLY DIMENSIONS ARE IN MILLIMETERS REV:

6

5

4

3

2

1

6

5

4

3

2

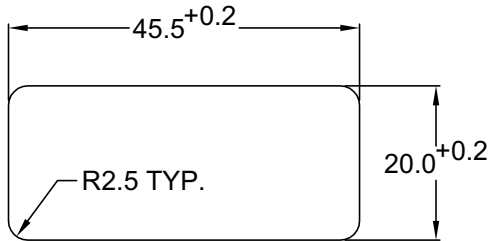
1

### MATERIAL AND FINISH

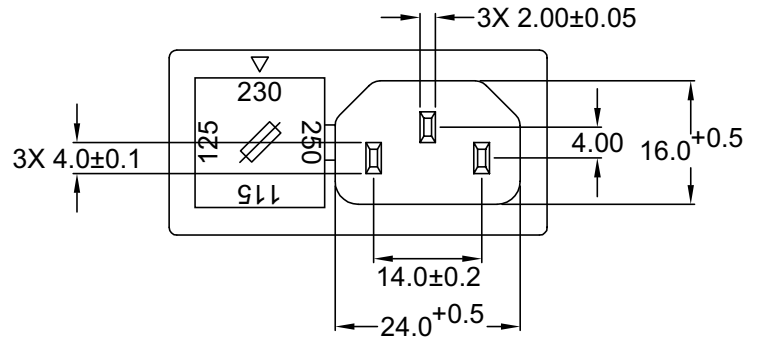
Insulator: Polycarbonate, UL-94V-0 rated  
Contacts: Copper, Tin plated

### ELECTRICAL SPECIFICATIONS:

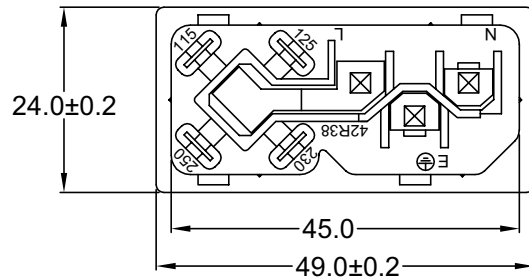
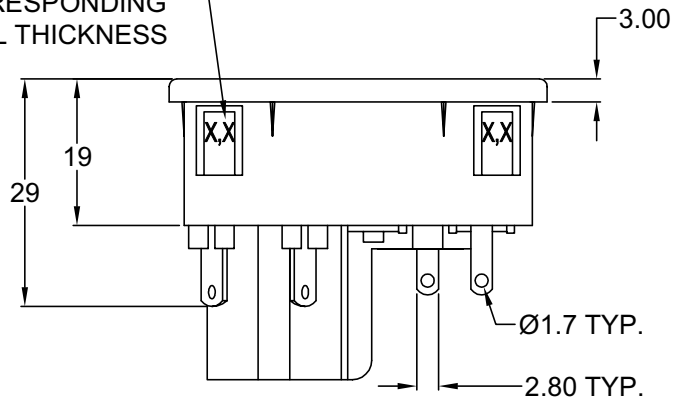
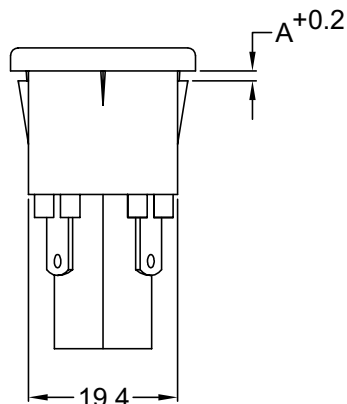
Current rating: 10 A  
Voltage rating: 250 VAC  
Insulation resistance: 100 Mohm min. at 500 VDC  
Dielectric withstanding voltage: 2000 VAC for one minute



RECOMMENDED PANEL CUTOUT



REPLACE WITH CORRESPONDING PANEL THICKNESS



### ORDERING CODE:

42R38-3  $\frac{2}{1}$   $\frac{2}{2}$  -  $\frac{3}{3}$

### 1) COLOR

- 1 = BLACK
- 2 = GRAY

### 2) ELECTRICAL CIRCUIT CONFIGURATION

1 = 10A 250V 70°C  
2+GROUND



2 = 10A 250V 120°C  
2+GROUND



4 = 10A 250V 70°C  
2 POLE



### 3) PANEL THICKNESS

P/N	A	MAX. PANEL THICKNESS
42R38-3X2X-150	1.5	1.5
42R38-3X2X-200	2.0	2.0
42R38-3X2X-250	2.5	2.5

ADDITIONAL PANEL THICKNESS AVAILABLE ON REQUEST

TOLERANCE UNLESS OTHERWISE SPECIFIED	
X	± 1
X.X	± 0.4
X.XX	± 0.20

DRAWN BY	GQ	DATE:	09/17/01
CHECK BY	TD	DATE:	09/18/01
APPR BY	PB	DATE:	09/18/01

## Power Dynamics, Inc.

Phone: 973 560-0019 Whippany, New Jersey Fax: 973 560-0076

PART: IEC 60320 APPL. INLET AND COMBINATION FUSE HOLDER; SOLDER TERMINALS; SNAP-IN

42R38-3X2X-XXX SHEET 1 of 1

SCALE: NTS ALL DIMENSIONS FOR REFERENCE ONLY DIMENSIONS ARE IN MILLIMETERS REV:

D

C

B

A

6

5

4

3

2

1

REVISIONS	CHNG	CHECK	APPR
	CHANGE		
	DATE		
	REV		