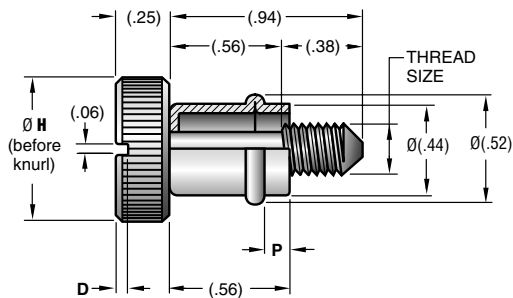


Southco® Captive Fasteners

**Polished Series,
8-32, 10-32 and 1/4-20 Thread**

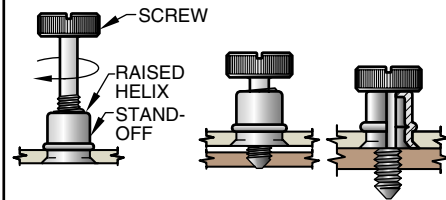
- Simple design
- Highly polished appearance



ØH	D
(.69)	(.13)
(.56)	(.09)
(.44)	(.06)



To Captivate Screw



1. Thread screw through hole in top surface of standoff.
2. Bring panels together.
3. Thread screw tightly into frame until under surface of screw head completely flattens the raised helix. Withdraw screw to ensure it is fully captivated.

Material and Finish

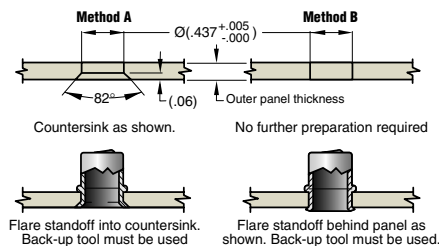
SCREWS: 302 Stainless steel.
STANDOFFS: 305 Stainless steel.
SCREWS and STANDOFFS are passivated or are passivated and have black organic coating.

TO SELECT PROPER SCREW ASSEMBLY

1. Measure your outer panel thickness and enter table (below) with your thickness.
2. Read across to find **P** dimension and installation method (A or B).
3. Enter part number table with your **P** dimension and read across to find correct assembly part number under head and thread size desired.

Outer Panel Thickness		Select an assembly with P dim. of:	Use this installation method
MIN.	MAX.		
(.06)	(.08)	(.13)	B
(.09)	(.14)	(.19)	B
(.11)	(.14)	(.13)	A
(.16)	(.20)	(.25)	B
(.17)	(.20)	(.19)	A
(.23)	(.27)	(.25)	A

To Install Standoff



millimeter (inch)
millimeter (inch)

Dimensions without tolerances are for reference only.

Slotted BLACK screw assemblies

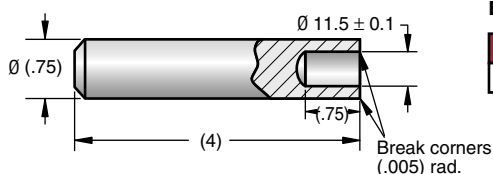
P	Ø H = (.44)		Ø H = (.56)		Ø H = (.69)	
	8-32	10-32	1/4-20	1/4-20	1/4-20	1/4-20
(.13)	51-17-709-26	51-16-709-26	51-11-409-26	51-11-109-26		
(.19)	51-17-809-26	51-16-809-26	51-11-509-26	51-11-209-26		
(.25)	51-17-909-26	51-16-909-26	51-11-609-26	51-11-309-26		

Slotted BRIGHT POLISHED screw assemblies

P	Ø H = (.44)		Ø H = (.56)		Ø H = (.69)	
	8-32	10-32	1/4-20	1/4-20	1/4-20	1/4-20
(.13)	51-17-709-24 •	51-16-709-24 •	51-11-409-24 •	51-11-109-24 •		
(.19)	51-17-809-24 •	51-16-809-24 •	51-11-509-24 •	51-11-209-24 •		
(.25)	51-17-909-24 •	51-16-909-24 •	51-11-609-24 •	51-11-309-24 •		

Standoff Installation Tools

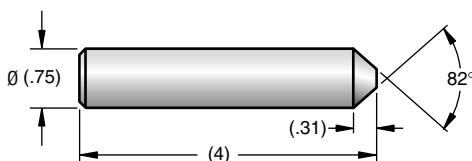
(Order separately)



Back-up tool

PART NUMBER
90-2825-11

Material
Mild steel.



Flaring punch

PART NUMBER
90-2824-11

Material
Hardened steel.