



INSTRUCTIONS

198 4556K71-001E
Supersedes 4556K71-001D

TYPES 157, 167, 178, 192, 193 AND 194

PANEL METERS

TYPES 1965 AND 1966

METER RELAYS

(BEZEL MOUNTING KITS)

(THIS PUBLICATION FORMERLY IDENTIFIED AS GEJ-4533)

The Bezel Mounting Kits listed below apply to the panel meters and meter relays listed in the title of this publication.

<u>DESCRIPTION</u>	<u>QUANTITY</u>	<u>CAT. NO.</u>	<u>REMARKS</u>
Bezel Mounting Kit		1012K11G700	For Types 167, 193 and 1965
Frame	1	3718K26P002	
Holder	2	4216K22P001	
Stud	2	8073K34P001	
Plate	2	5675K32P001	
Nut	2	5424K21P008	
Lockwasher	2	NTJPE09000	
Bezel Mounting Kit		1012K11G701	For Types 178, 194 and 1966
Frame	1	3718K27P002	
Holder	2	4216K22P001	
Stud	2	8073K34P001	
Plate	2	5675K32P001	
Nut	2	5424K21P008	
Lockwasher	2	NTJPE09000	
Bezel Mounting Kit		1012K11G702	For Types 157 and 192
Frame	1	3718K28P002	
Holder	2	4216K24P001	
Stud	2	NJUMC13016	
Plate	2	5645K22P001	
Nut	2	5424K21P002	
Lockwasher	2	NTJPE07000	

Rev. 12/67

These instructions do not purport to cover all details or variations in equipment nor to provide for every possible contingency to be met in connection with installation, operation or maintenance. Should further information be desired or should particular problems arise which are not covered sufficiently for the purchaser's purposes, the matter should be referred to the General Electric Company.

GENERAL  **ELECTRIC**

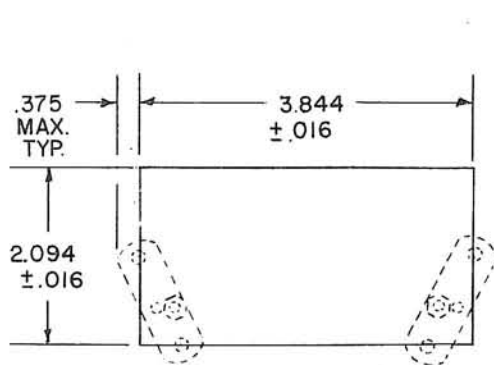


Fig. 1. Panel dimension and bezel mounting for Types 167, 193 and 1965

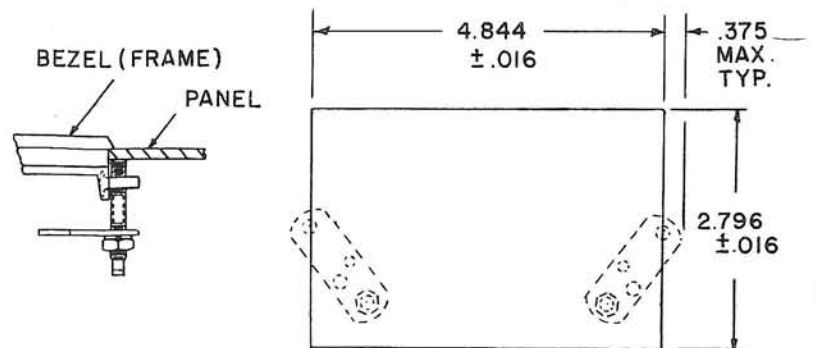


Fig. 2. Panel dimensions and bezel mounting for Types 178, 194 and 1966

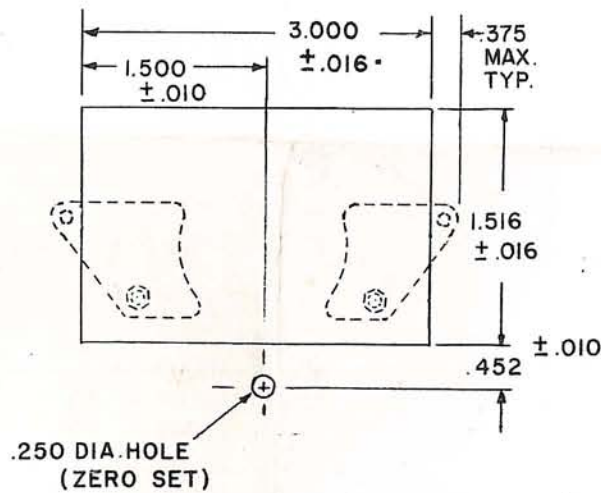


Fig. 3. Panel dimensions and bezel mounting for Types 157 and 192

Rev. 12/67